

# DREAM & MAKE

Ideas for young  
artists

PLAYING

With Shapes

Spike Island



Bauhaus &  
beyond...

In this Dream & Make activity pack we are playing with shape, colour and pattern and looking at the teachings of the Bauhaus design school for inspiration.

Bauhaus is one of the most influential art and design movements and continues to inspire many contemporary artists and designers working today. The art school was full of talented and inspiring teachers and artists including Joseph Albers, Wassily Kandinsky, Gunta Stölzl, Paul Klee and Anni Albers. The school was set up by architect Walter Gropius in the city of Weimar, Germany in 1919.

Bauhaus encouraged collaboration and experimentation across different mediums of art and design including architecture, furniture, costume, textiles, performance and fine art. It celebrated the beauty of the everyday and experimented with shape, colour and pattern.

We have created this series of activities to encourage you to make your own amazing art and designs. Have fun and don't forget to share your work with us!

#DreamandMakeLab @Spikeland @DreamandMake\_

'We do not always  
create works of art  
rather experiments  
It is not our ambition  
to fill museums,  
rather gather  
experiences.

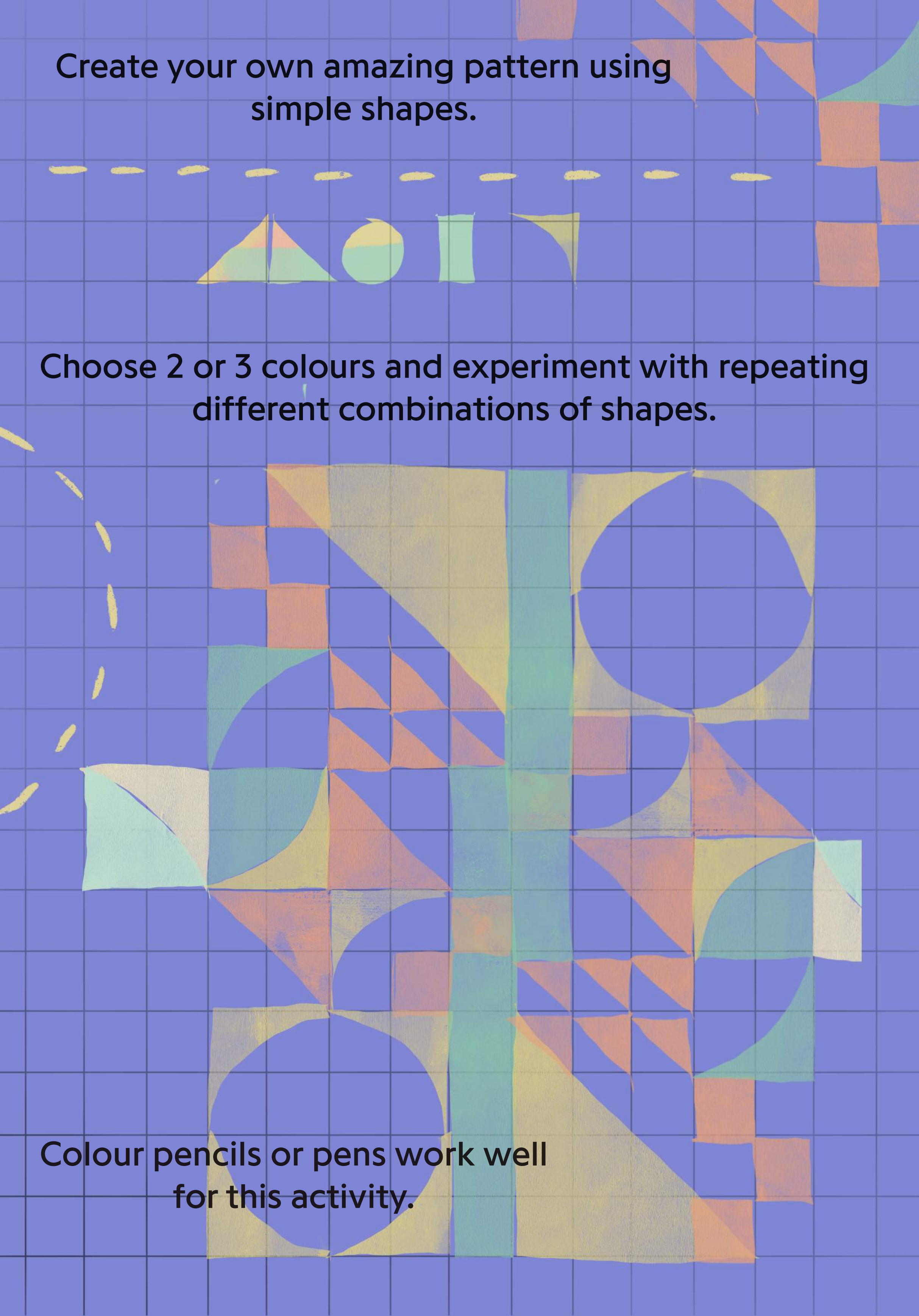
Joseph Albers,  
Artist & teacher Bauhaus  
& Black Mountain college




**Create your own amazing pattern using simple shapes.**

**Choose 2 or 3 colours and experiment with repeating different combinations of shapes.**

**Colour pencils or pens work well for this activity.**



**Print out this sheet or draw out your own grid  
and add your designs.**





# Create a large abstract collage

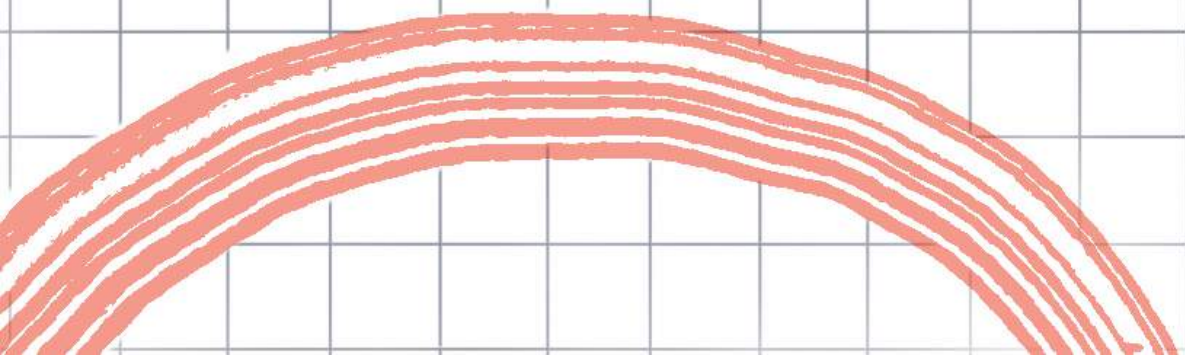
Inspired by your pattern design, carefully draw out a series of shapes on coloured paper.

You could experiment with old magazines or papers that have interesting patterns and colours.

Carefully cut out your shapes...

Play around with your design before sticking down.

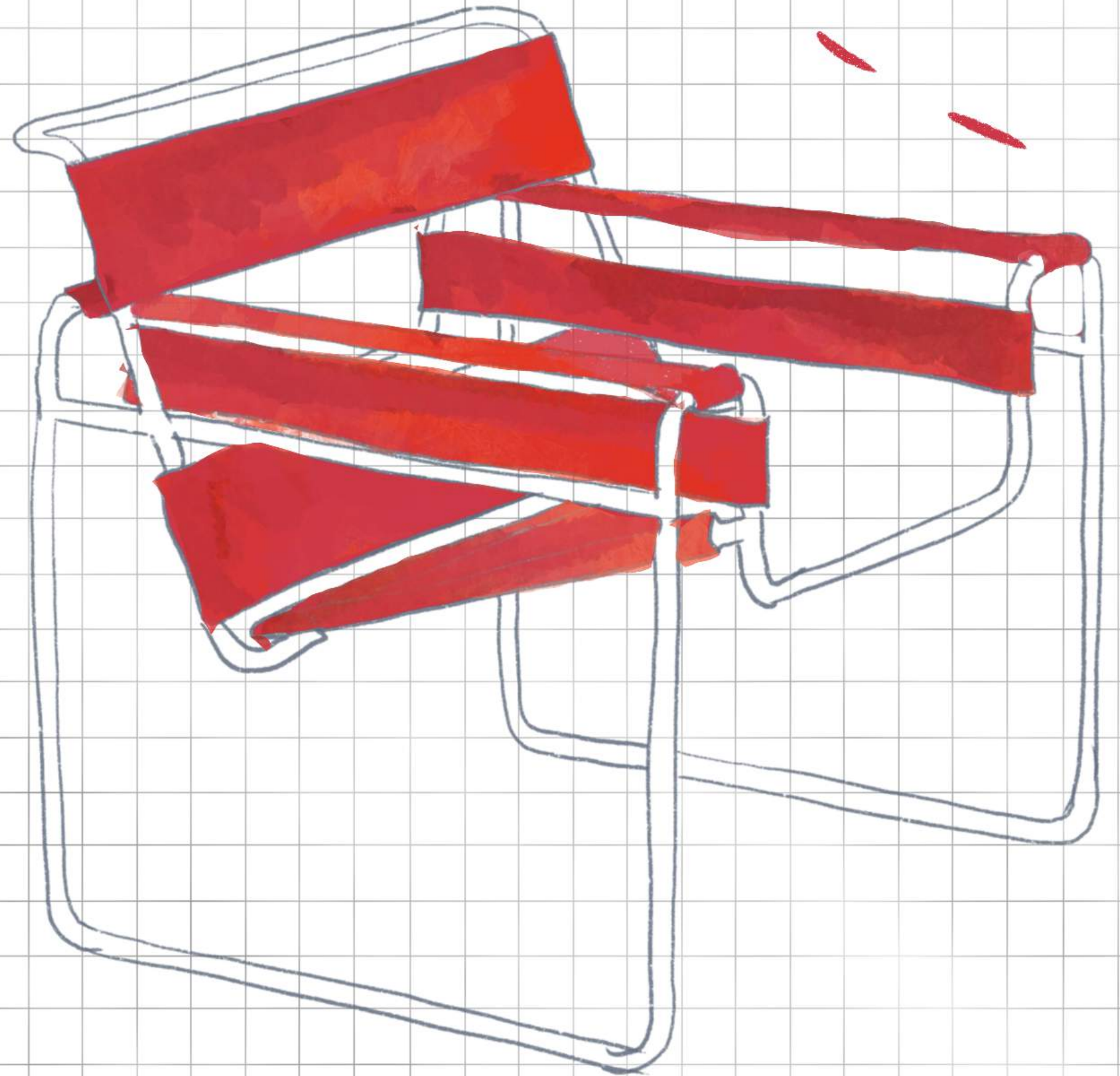
Have fun!





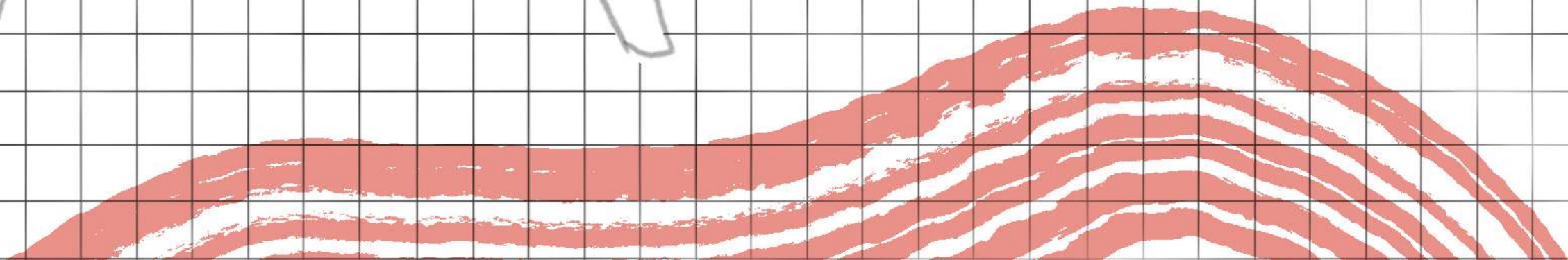



# Design your own Bauhaus inspired furniture

Use bold shapes and colours to make your design stand out.





**Draw out your furniture design.  
You could add your own patterns too...**





Or print out these chairs and add your own designs.

